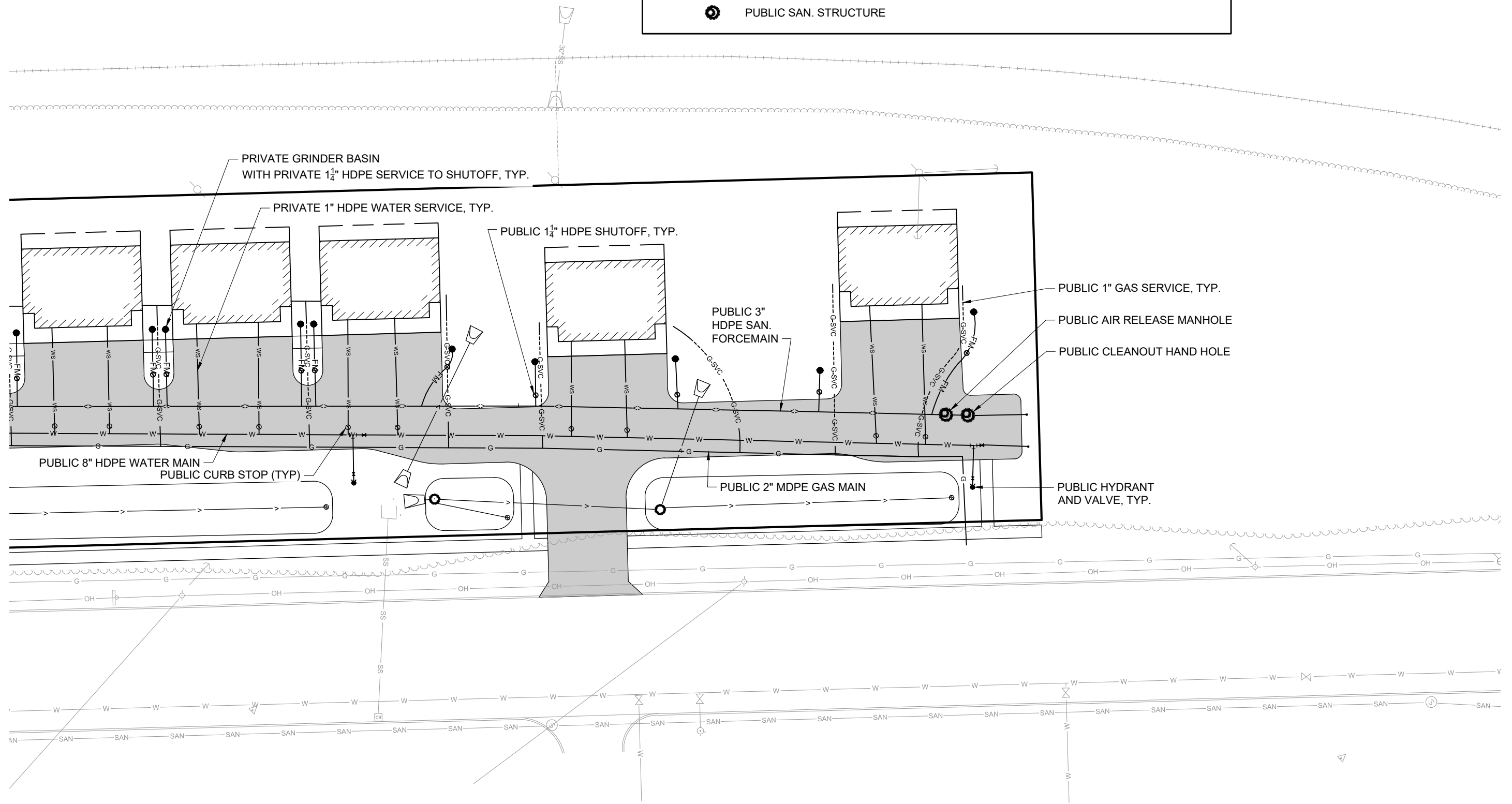
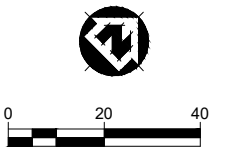
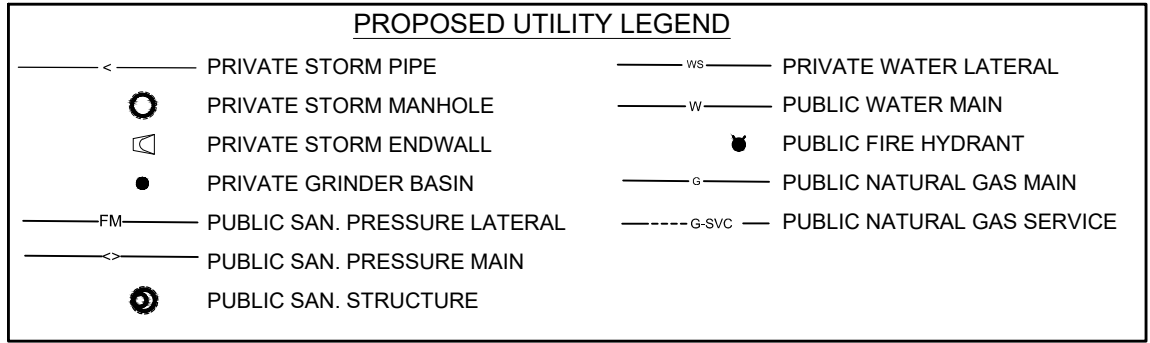


GRAVITY SANITARY LATERAL LINE, GRINDER BASIN, AND PRESSURE LATERAL FROM BASIN TO SHUT OFF VALVE ARE TO BE PRIVATELY OWNED AND MAINTAINED.

SHUT OFF VALVE ON PRESSURE LATERAL LINES, PRESSURE LATERAL LINES FROM SHUT OFF VALVE TO FORCE MAIN, AND FORCE MAIN INCLUDING AIR RELEASE VALVES AND ASSOCIATED STRUCTURES, CLEAN OUTS AND ASSOCIATED HANDHOLES/ STRUCTURES TO BE PUBLICLY OWNED AND MAINTAINED.



PROJECT DATE:	DRAWN BY:	NO.	DATE	REVISION	BY
02/17/20	EDC	-	-		-
	DESIGNED BY: EDC	-	-		-
	CHECKED BY: JJJ	-	-		-

PLOT DATE: 6/29/2020 10:41 AM, P:\53300\53300\5331\05331006\CADD\Construction Drawings\Exhibits\05331006 Public-Private_Utillies.dwg



ENGINEERING | ARCHITECTURE | SURVEYING
 FUNDING | PLANNING | ENVIRONMENTAL
 332 W Superior Street, Duluth MN 55802
 (218) 722-3915 www.msa-ps.com
 © MSA Professional Services, Inc.

LONDON ROAD UTILITY EXTENSIONS
 37TH TO 39TH AVENUE EAST
 DULUTH, MN

EXHIBIT A
 PUBLIC/PRIVATE
 IMPROVEMENTS

PROJECT NO.
 05331006
 SHEET
 2 OF 2